



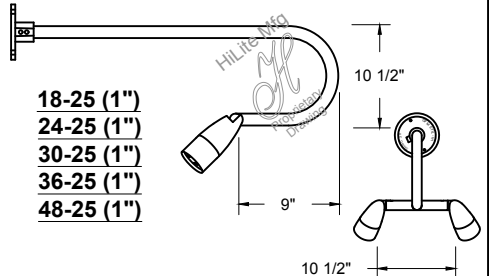
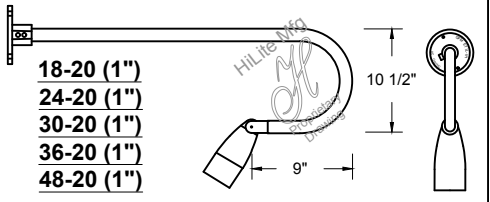
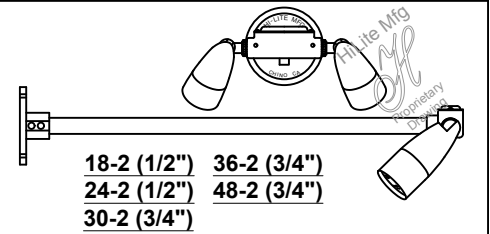
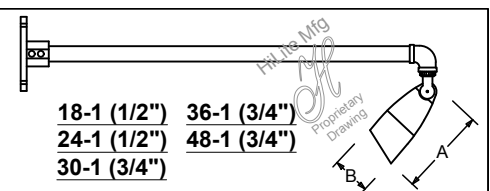
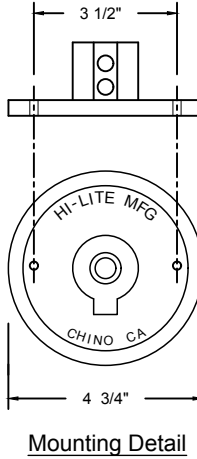
**HI-LITE MFG.  
CO., INC**  
13450 Monte Vista Avenue  
Chino, California 91710  
Telephone: (909) 465-1999  
Fax: (909) 465-0907

Job Name: \_\_\_\_\_  
Type: \_\_\_\_\_  
Quantity: \_\_\_\_\_

Item Number	Length (A)	Width (B)
H-PAR16	6 1/2"	2 1/2"
H-PAR20	7 1/2"	3 1/2"
H-PAR30	9"	4 1/2"
H-PAR38	10"	5 1/2"
H-MR16	6 1/2"	2 1/2"

**For Wall Mount Only**

Fixture No.	Fixture Color	Arm	Arm Color	Wattage/Lamp Options	Voltage
H-PAR16 (1)	Standard 91 (Black) 93 (White) 95 (Dk. Grn) 96 (Galv.) BR47 (Rust) BK01, GN20.	18-1 18-2 24-1 24-2 30-1 30-2 36-1 36-2 48-1 48-2	Standard 91 (Black) 93 (White) 95 (Dk. Grn) 96 (Galv.) BR47 (Rust)	Incandescent <b>60W/INC</b>	Incandescent  1 (120V)
H-PAR20 (1)	Upgraded Finishes 29, 66, 82, 92, 97, 100, 103, 104, 105, 112, 113, 114, 117, 118, 119, 127, 128, 133, 134, 135, 136, 139, 140, 121, 122, 123, 124.	Pick any arm or gooseneck from this page or in arm section of catalog.	For all finishes see pages 344-348.	<b>75W/INC</b>	
H-PAR30 (1)				<b>150W/INC</b>	
H-PAR38 (1)	For finish specs see pages 344-348.			<b>50W</b>	Low Voltage 1 (120V) 2 (277V)
GU10 (2)				<b>50W/LV/BCM (1)</b>	
H-MR16					



H-PAR16 - 91 / 18-1 - 91 / 50W/INC - 1

**ORDER EXAMPLE**  
(USE THIS FORMAT TO PLACE ORDER)

Fixture No.	Fixture Color	Arm	Arm Color	PAR No.	PAR Color	Wattage/Lamp Options	Voltage
Pick any RLM Shade or PAR Head.  See cut sheet for specs and accessories.	Standard 91 (Black) 93 (White) 95 (Dk. Grn) 96 (Galv.) BR47 (Rust) BK01, GN20.	18-3 24-3 30-3 36-3 48-3 18-10 24-10 30-10 36-10 48-10 18-15 24-15 30-15 36-15 48-15	Standard 91 (Black) 93 (White) 95 (Dk. Grn) 96 (Galv.) BR47 (Rust)	PAR16 (1)	Standard 91 (Black) 93 (White) 95 (Dk. Grn) 96 (Galv.) BR47 (Rust)	Incandescent <b>60W/INC</b>	Incandescent  1 (120V)
				PAR20 (1)	For all finishes see pages 344-348.	<b>75W/INC</b>	
				PAR30 (1)		For all finishes see pages 344-348.	<b>150W/INC</b>
				PAR38 (1)	For all finishes see pages 344-348.		<b>50W</b>
				GU10 (2)			Low Voltage <b>50W/LV/BCM</b>
MR16 (1)							

H-EM-10 - 91 / 18-3 - 91 / PAR16 - 91 / 60W/INC - 1

**ORDER EXAMPLE**  
(USE THIS FORMAT TO PLACE ORDER)

Notes:  
(1) Socket Bases: INC is Medium Base. MR16 is GU5.3.  
(2) GU10 is a 2-Pin twist lock. To use with Soraa LED Lamp. Suitable for wet location.

